

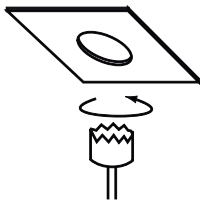
Fidji GU10

ArteLED

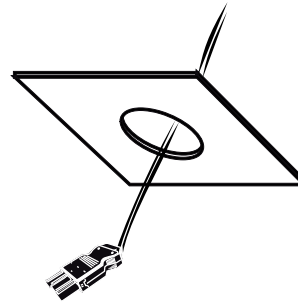
LED's LIGHT Range



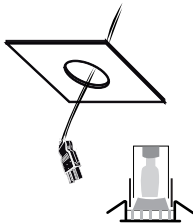
- No accepted return and loss of guarantee if opening of a power supply or a connector
- No accepted return and loss of guarantee if the cable provided is cut
- Never not to work under tension



1. To make a hole $\varnothing 96$ mm in the support (ceiling, wall, etc...). Attention, the hole must be clean, without bur.



2. To put to a connector GST 18 Female on the electric cable 230 V



3. To connect the luminaire with the connectors



4. To install the lamp in the casing

5. To finish, install the luminaire in its housing cut out previously by putting pressure on the springs.

